

Guide for certifications exams

AWS Certified Solutions Architect - Associate

Welcome

Dear students in our course **AWS Certified Solutions Architect - Associate**,

- Each student from this course has right to sit for **AWS Certified Solutions Architect - Associate**, if he complete the training by:
 1. Attend the training at least 70% of the total training hours
 2. Pass the post class assessment with more than 70% score
- All participants, that complete these steps will receive an exam voucher

Certification logistics

- Here you will find link for AWS certification page:

<https://aws.amazon.com/certification/certified-solutions-architect-associate/>

Level: Associate

Length: 130 minutes to complete the exam

Cost: 150 USD

Visit [Exam pricing](#) for additional cost information.

Format: 65 questions, either multiple choice or multiple response

Delivery method: Pearson VUE and PSI; testing center or online proctored exam




This credential helps organizations identify and develop talent with critical skills for implementing cloud initiatives. Earning AWS Certified Solutions Architect – Associate validates the ability to design and implement distributed systems on AWS.

On next pages you will see the process:

1. Create an account at PearsonVUE and AWS.
2. New Horizons provides you a voucher.
3. You register for a date and sit for exam. Pay attention to AM/PM in hours!


Go to <https://home.pearsonvue.com/>

- Select your organization –
Amazon Web Services (AWS)



The potential of every professional.
The promise of every industry.

Your certification or licensure exam is the start of something great. With a seamless testing experience, you're one step closer to delivering on the promise of your profession. Get started today.

Ready, set, test 

Amazon Web Services (AWS)

Press the Login button



aws training and certification

Highlight your **AWS Cloud skills**
Showcase your skills with an industry-recognized credential from AWS. [Get AWS Certified »](#)

aws certified

AWS Certification

AWS Certification helps learners build credibility and confidence by validating their cloud expertise with an industry-recognized credential and organizations identify skilled professionals to lead cloud initiatives using AWS.

We offer role-based certifications to validate expertise for those in Cloud Practitioner, Architect, Developer, and Operations roles, plus Specialty certifications to validate advanced skills in specific technical areas. View our [learning paths](#) to find training to help you build skills and prepare for AWS Certification.

[Learn more about AWS Certification](#)

[Schedule an exam](#)



To schedule, reschedule or cancel an exam:

[Login](#)

[COVID-19 FAQs](#)

[Find a test center](#)

[Find a test center on a military base](#)

[U.S. military community funding eligibility options](#)

[Need help? Contact customer service](#)

Press the 'SIGN IN' button

AWS Certification

AWS Certification helps learners build credibility and confidence by validating their cloud expertise with an industry-recognized credential, and organizations identify skilled professionals to lead cloud initiatives using AWS.

[Learn more](#) on how to prepare for your exams.

- ✓ Schedule and manage exams
- ✓ View your certification history
- ✓ Access your digital badges
- ✓ Take a practice exam
- ✓ View your certification benefits

Sign In to your AWS
Training and Certification
account to explore AWS
Certifications.


SIGN IN



Regions

All Japan China

SIGN IN

 Use Amazon account, not AWS

Create your own account

- Fill the information below and click on “Create your Amazon account”

Sign-In

Email or mobile phone number 

Password [Forgot your password?](#)

Sign-In


By continuing, you agree to Amazon's [Conditions of Use](#) and [Privacy Notice](#).

Keep me signed in. [Details](#) ▾

— New to Amazon? —

Create your Amazon account 

Create account


Your name 

Email

Password

At least 6 characters
i Passwords must be at least 6 characters.

Re-enter password

Create your Amazon account 

By creating an account, you agree to Amazon's [Conditions of Use](#) and [Privacy Notice](#).

Already have an account? [Sign-In](#) ▸

- Solve Puzzle

Solve this puzzle to protect your account

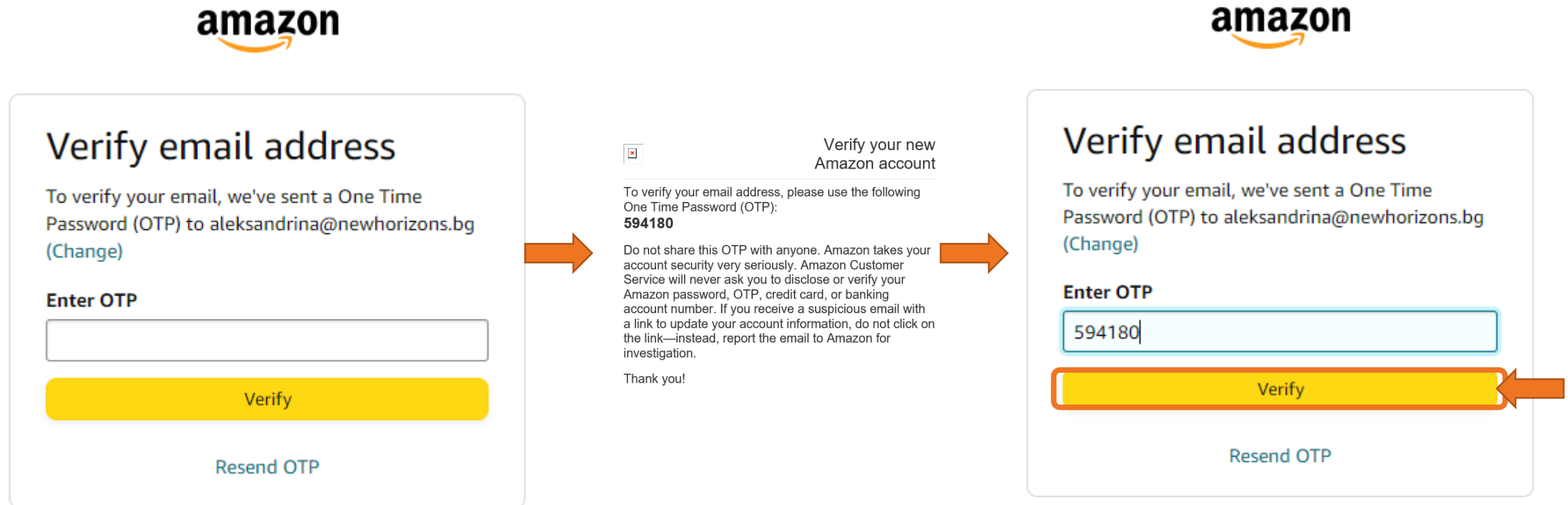


Solve Puzzle



Verify email address

- Check your mailbox, enter the “OTP” code and click on ‘Verify’



Add mobile number, enter OTP and Create an Account

Add mobile number

To enhance your account security, add and verify your mobile number.

New mobile number

GE +995

By enrolling your mobile phone number, you consent to receiving automated security notifications via text message from Amazon. You can opt out by removing your mobile number on the Login & Security page located in Your Account settings. Message and data rates may apply.

[Add mobile number](#)

Enter the code, you will receive via SMS

Add mobile number

+359897823771 [Change](#)

We've sent a One Time Password (OTP) to your phone number. Please enter it below.

Enter OTP

119 *****


[Create your Amazon account](#)

By creating an account, you agree to Amazon's [Conditions of Use](#) and [Privacy Notice](#).


[Resend OTP](#)

Go back and Sign In => finish your profile details

Sign-In

Email or mobile phone number 

Password [Forgot your password?](#)




By continuing, you agree to Amazon's [Conditions of Use](#) and [Privacy Notice](#).

Keep me signed in. [Details](#) ▾

————— New to Amazon? —————

Profile

First and Last Name* 

Email*

[Click here if you were asked by your employer or educational institution to take training.](#)

Company Email

Company

Business Title

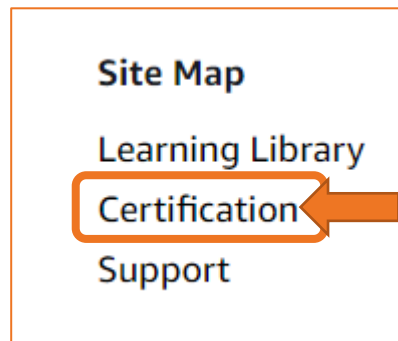
Language*
Please select a preferred language.

Country*
Please select a country.

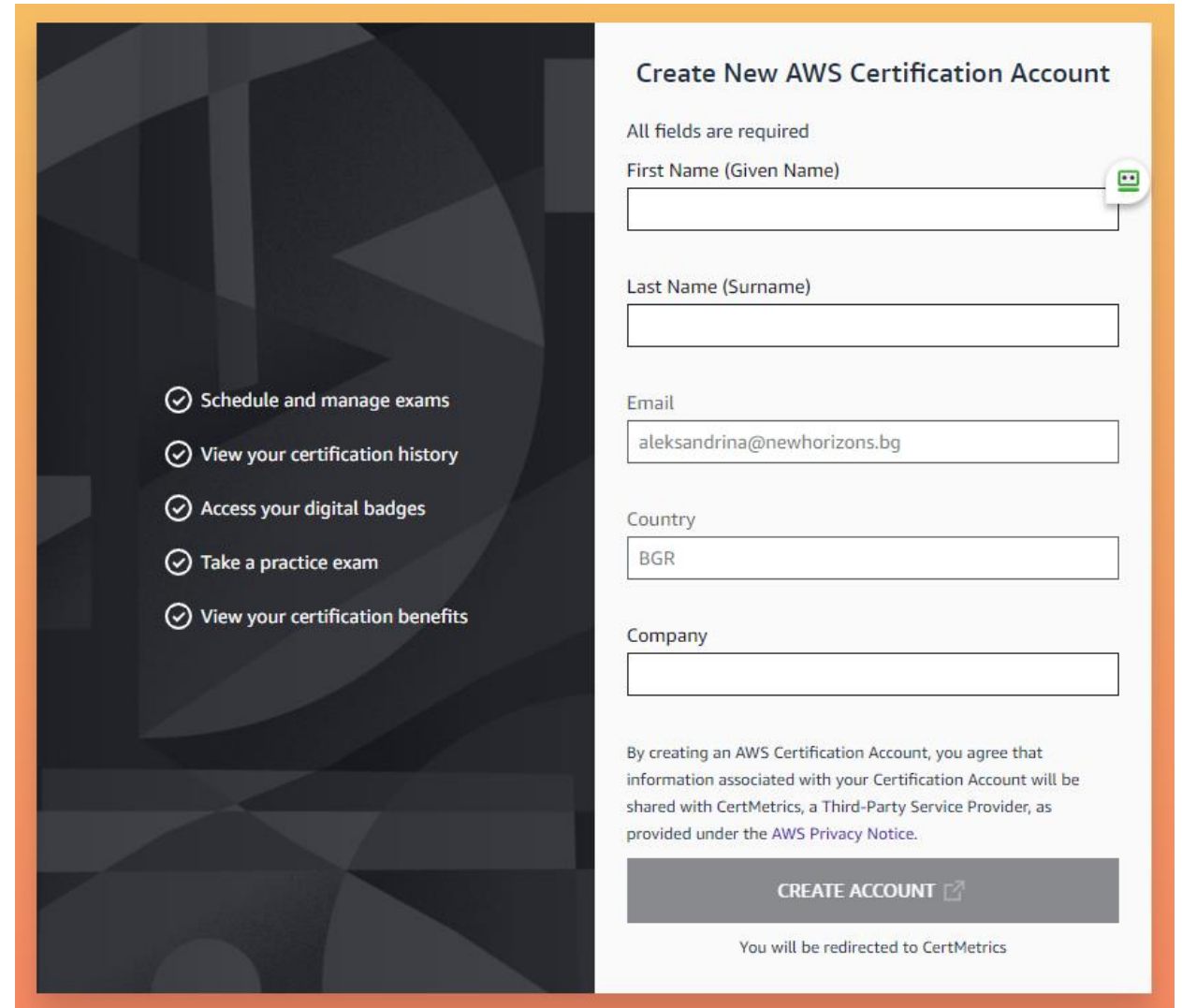
Time Zone*
Please select a time zone.

By registering for AWS Training or Certification, you agree to be bound by the [AWS Customer Agreement](#). The information you provide in connection with the registration will be handled in accordance with the [AWS Privacy Notice](#).

Click on “Certification” and create a certification account




Fill the details and click on 'Create Account'



Create New AWS Certification Account

All fields are required

First Name (Given Name) 


Last Name (Surname)

Email

Country

Company

By creating an AWS Certification Account, you agree that information associated with your Certification Account will be shared with CertMetrics, a Third-Party Service Provider, as provided under the [AWS Privacy Notice](#).

CREATE ACCOUNT 

You will be redirected to CertMetrics

- ✓ Schedule and manage exams
- ✓ View your certification history
- ✓ Access your digital badges
- ✓ Take a practice exam
- ✓ View your certification benefits

Agree and Submit, then Verify Name

- I am at least 18 years old.
- I agree to abide by the terms and conditions outlined in this agreement.

Submit



Click on "Confirm"

Verify Name

First Name *

Aleksandrina

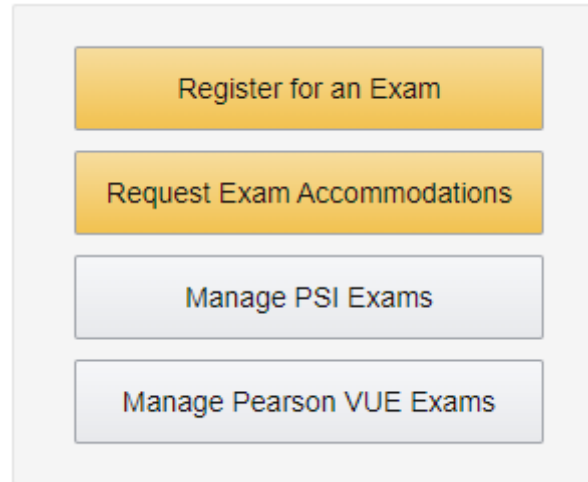
Last Name *

Bozhkova

Confirm



Click on “Register for an Exam” or “Manage Pearson VUE Exams”



Then the system will show you the exam options.
Choose your exam and follow the steps.

After all, you should confirm your exam selection

Tell me more.' and a button labeled 'Add another exam to take on the same day'. At the bottom of the page, there are 'Previous' and 'Next' buttons. A large blue arrow points to the 'Next' button." data-bbox="95 318 900 803"/>

>> <

Confirm exam selection

Exam name
Language: English

Consecutive Appointments

You may add one or more exams to take on the same day. [Tell me more.](#)

Add another exam to take on the same day

Previous Next

Choose an Appointment Date

>> <

Find an appointment

Exam name

Select Date

[Why can't I find an available appointment?](#)

Su	Mo	Tu	We	Th	Fr	Sa
			1	2	3	4
5	6	7	8	9	10	11
12	13	14	15	16	17	18
19	20	21	22	23	24	25
26	27	28	29	30		

Select a date from the calendar. Only available dates can be selected.

Choose an Appointment time

Available start times: Thursday,
Times shown in: Europe/London-BST [Change](#) | [Show 24-hour](#)

Morning	Afternoon
12:00 AM	12:00 PM
12:15 AM	12:15 PM
12:30 AM	12:30 PM
12:45 AM	12:45 PM
01:00 AM	01:00 PM
01:15 AM	01:15 PM

Make sure you carefully choose your exam time and pay particular attention to AM vs PM. An exam at 12:00 AM means midnight.

Pay attention to AM/PM

Check out - **Step 1:** Review your Personal Info

Cart


[Review and confirm](#) contact information to avoid issues on test day.

Description	Details	Price	Actions
Exam Language: English Exam Length:	Appointment Thursday, April 16, 2020 Start Time: 12:00 AM BST Change Appointment		Remove

You must schedule all pre-authorized exams before you can proceed to pay.

[Add Another Exam](#)

Confirm contact information

 Your name must exactly match the identification (ID) that is presented at time of testing or you will not be able to take your exam.

[Update my information.](#)

ESTIMATED TOTAL DUE[Proceed to Checkout](#)

Check out – Step 2: Agree with Policies

Confirm contact information

⚠️ Your name must exactly match the Identification (ID) that is requested at time of testing or you will not be able to take your exam.

Agree to policies

Please note that we are **unable** to accept the following ID's for an online proctored exam.

- Renewal forms with expired ID's
- Government Issued name change documents with Government ID

START YOUR EXAM (Exam Day):

- Login: <http://www.pearsonvue.com/theopengroup/op/>
- Click on your exam under 'Purchased Online Exams'
- Click "Begin" and proceed through the self check-in process and wait for a Proctor to connect with you

We recommend logging in 15 minutes early to start the check-in process. **YOU WILL ONLY HAVE** up to 15 minutes after your scheduled appointment time to begin the exam process.

Please note you are required to have a clean and clutter free workstation. During check-in, the Greeter will ask you to perform a room and desk scan and will inspect any materials near your workstation.

Facial Comparison Policy


You understand and agree that Pearson VUE may use facial comparison technology for the purpose of verifying your identity during the testing process. It will compare your facial image to the one on your identification and to facial images captured during the testing process and help us further develop, upgrade, and improve this application. If you do not agree to the use of facial comparison technology during your testing session, do not accept this term. You will not be able to complete your registration online. Instead, please call the Pearson VUE call center to complete your registration.

ESTIMATED TOTAL DUE: USD 432.00

Proceed

Checkout – **Step 3:** Enter Payment and billing

Select Add Voucher link to use a voucher, then enter voucher code




Enter payment and billing

Order Total

Subtotal:

Estimated Tax:

ESTIMATED TOTAL DUE: USD

Add Voucher or Promo Code 

[What is this?](#)

Voucher/Promotion Code:

Checkout – Step 3: Enter Payment/Confirm Payment info

Home My Profile My Order Return to Testing Program website Sign Out

Checkout - Step 3: Enter Payment

Signed In as: Mary Jones
The Open Group Candidate ID: 133232

Confirm Personal Information Agree to Policies **Enter Payment** Submit Order Summary

Order Total

Subtotal:

Estimated Tax: 0.00

Voucher: The Open Group 100% Discount - [Remove](#)


ESTIMATED TOTAL DUE: USD 0.00

Required information is marked with an asterisk (*).

Previous [Next](#)

Checkout – Step 4: Submit Order

Payment Details	
Exams for	
Name:	Mary Jones
The Open Group Candidate ID:	133232
Order Total	
Subtotal:	
Tax:	0.00
Voucher:	- <i>The Open Group 100% Discount -</i>
TOTAL DUE:	USD 0.00
	<hr/>
	USD 0.00



Online Proctored exams: What you need to know?



System Requirements, Exam rules, ID requirements

Go to:

<https://home.pearsonvue.com/Clients/amazon-web-services/Online-Proctored.aspx>

The OnVUE experience: Check out the information below to start your online testing experience off on the right foot.

Perform a system test	Exam rules / testing advice	ID requirements	Additional information	Pearson VUE testing policies	FAQs	Contact us
-----------------------	-----------------------------	-----------------	------------------------	------------------------------	------	------------

BEFORE EXAM DAY

Perform a system test

Make sure to do the required system test and exam simulation before exam day.*



Run system test

Find your testing space

Find a quiet, distraction-free area in your home or office to take your exam.



Testing advice

Get your ID ready

Your ID must be valid and up to date. Does your program have specific ID policies?



View ID requirements

*Issues? Check out the [technical requirements](#).

Policies and Procedures

For the list of Policies and Procedures, visit:

<https://home.pearsonvue.com/aws/onvue>

- You will be given a 30-minute window before your exam starts. **You are required to login during this window.**
- Check-in takes approximately 15 minutes for those who already completed the system check (highly advised to do this in advance).
- Note that you must ensure that you are not interrupted while taking your exam. Should an interruption occur, the proctor will stop the exam immediately and it will be considered a failure.

Help desk

» If you need help during you booking or your exam, please contact PeasonVue
<https://home.pearsonvue.com/Contact-Us.aspx>

Chat is the quickest way to reach a customer service agent.



Click on the Chat icon to get started.

Office Hours: Monday–Friday, 8:00 a.m.–5:00 p.m. CT; closed on local holidays.



THANK YOU!

www.ict.gov.ge