



# Admission guide for applicants from Selection December 2021, that are not selected and enrolled as students

May 2022

v.1.0

Client: Georgia's Innovation and Technology Agency (GITA) Project: Georgia National Innovation Ecosystem Project (GENIE) – P152441

admission\_guide\_for\_applicants\_from\_round1000\_that\_are\_not\_enrolled\_v1.docx

1/14

## Important:

1. Dear applicants, please pay attention to your names to be entered correctly. Do not change them after the application is submitted. **The first name / last name in the application form and the upload CV file should be the same as your ID card/passport in English alphabet.** Upon successful completion of the entrance exams and meeting the requirements of the program, the same data will be used during contract preparation between you and GITA and further reporting of the program.
2. The editing of the personal data tab is possible **before submitting your first application for a preferred course**. After submitting the first application, your personal data is locked and cannot be edited as our consultants may already started evaluation of your application and changing your data will make your evaluation invalid.
3. If you need to edit your personal data and/or change an already submitted application, **please send an inquiry to [gita@newhorizons.bg](mailto:gita@newhorizons.bg) with a precise description of the change you wish to make.**
4. Important:  
**One candidate may have only one profile to apply in this project.** If we found duplicate profiles with different emails, both profiles will be marked as invalid, and application will be awarded 0 points.
5. Changing your preferences or editing of your application after 5<sup>th</sup> of June 022 is not allowed.

## This is summary of major steps during admission process:

- Create an account
- Upload CV and accept legal consents
- Apply for 1 or more courses
- Submit pre-selection readiness assessment and demographic survey
- All applicants will need to submit pre-selection assessment. The assessment will be held on the portal: [www.classmarker.com](http://www.classmarker.com).
- **Only applicants that submit pre-selection assessment and have 30% or more will be reviewed for selection.**
- Application CV and documents will be reviewed by our Selection Team.
- Our Selection Team will prepare short-list and wait-list for each of the planned courses.

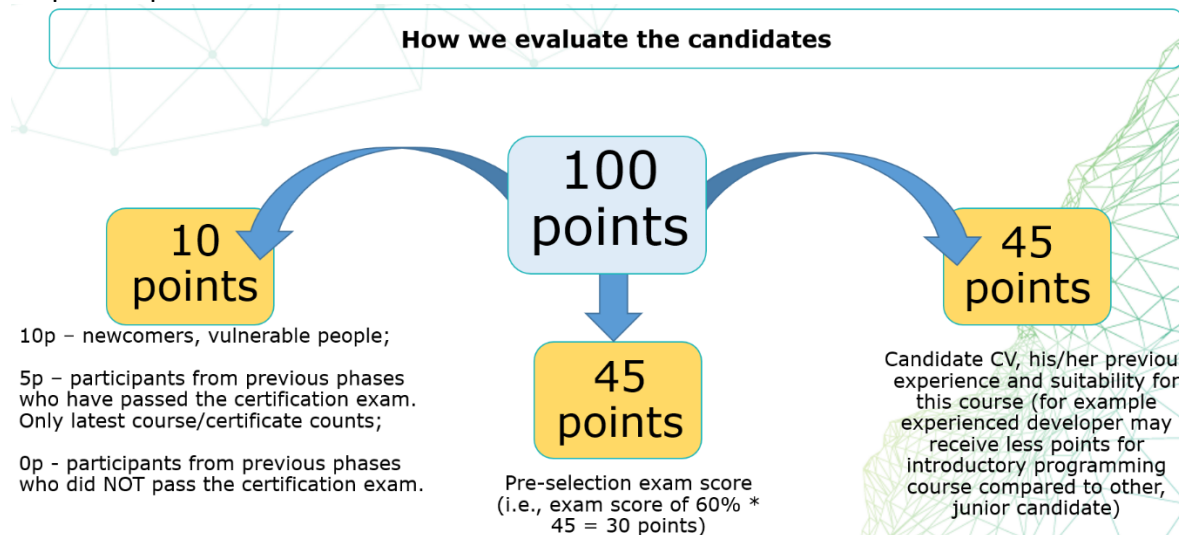
Note: Student demand may be different from initial project plans and may lead to rearrangement of number of students and number of courses

- Agreements between short-listed students and GITA will be signed.
- Start of training. Not all groups will start at the same time.
- Completion of training.
- Completion of certification.

## Criteria and rules:

Final score is defined according to the following criteria and rules:

1. Previous experience with this project – Applicant can receive maximum 10 points:
  - 10 points for new applicant (i.e an applicant that don't have an agreement with GITA for participation in project ICT3000 – this is for selection December 2020 and January 2022);
  - 10 points for people from [vulnerable](#) groups;
  - 5 points for certified student from previous intakes – December 2020 and January 2022. Only latest course/certificate will be count, for example:
    - a) if an Applicant participated in December 2020 and FAIL the exam and participate in January 2022 and PASS the exam, then he/she will get 5 points;
    - b) if an Applicant participated in December 2020 and PASS the exam and participate in January 2022 and FAIL the exam, then he/she will get 0 points;
  - 0 points for students, selected for previous intakes and cancel the contract or did not certify successfully. Only latest course/certificate will be count.
2. Pre-selection exam (different for each course) - up to 45 points.
3. CV score which includes current experience, skills and accomplishments of the applicant and his/her suitability for this course – up to 45 points.



Visit our website <https://ict.gov.ge> to learn about the program and desired courses.

Then push on the button - “**Fill Application**” and you will be redirected to our **Learning Management portal** at <https://gita.classter.com/Actions/Registration>.

The screenshot shows the GITA website with the following content:

- Header:** GEORGIA'S INNOVATION & TECHNOLOGY AGENCY. Navigation links: Home, Trainings.
- Course Topics:**
  - use common HTML5 APIs in interactive web applications;
  - use CSS3 to create different devices and form factors;
  - add animations to a page by using Canvas elements, and by using and Scalable Vector Graphics;
  - enhance the user experience by adding animations to an HTML5 page;
  - use Web Sockets to send and receive data between a Web application and a server;
  - improve the responsiveness of a Web application that performs long-running operations by using Web Worker processes;
  - use WebPack to package web applications for production.
- Who is this course for?**

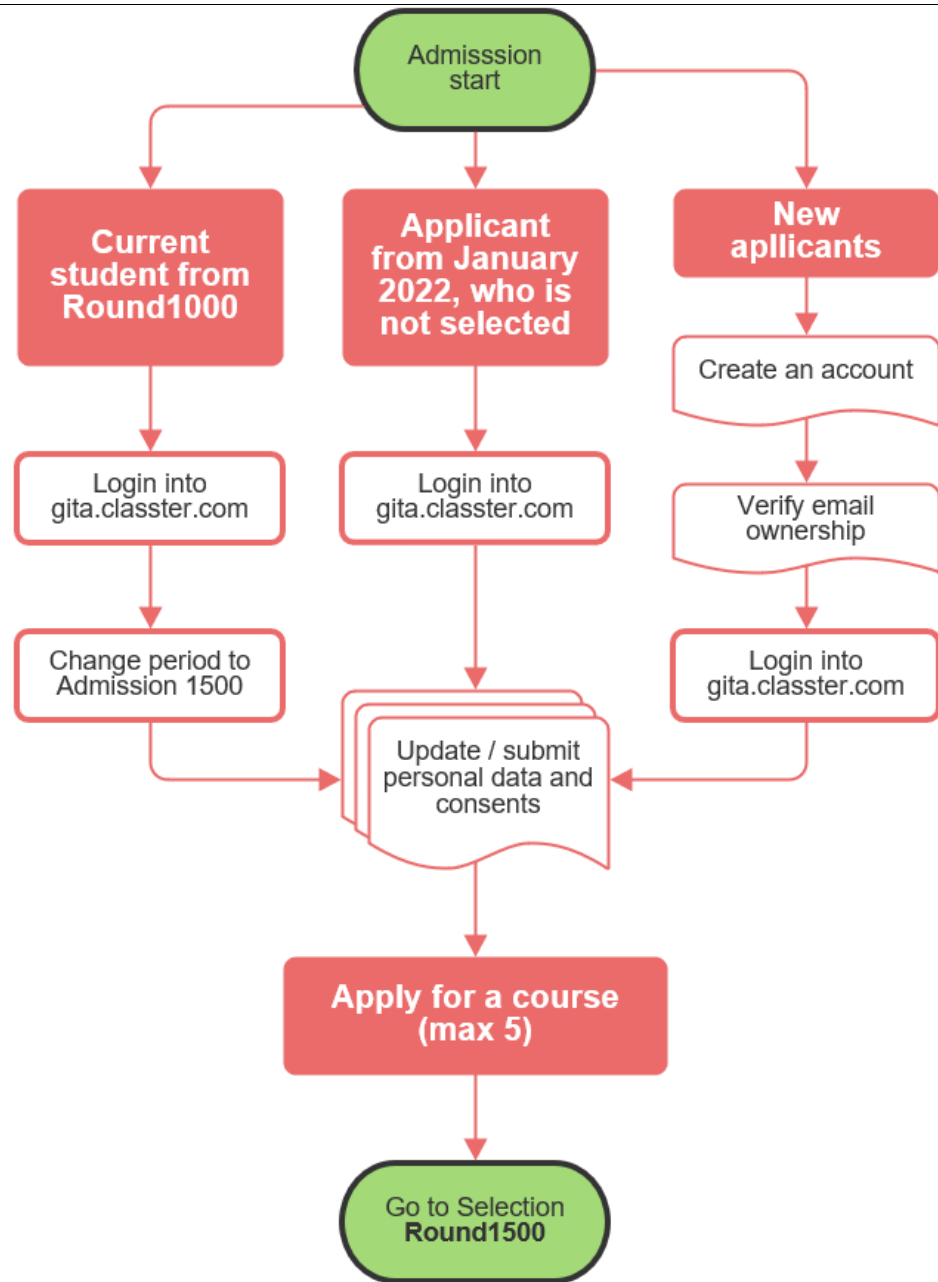
This course is intended for professional developers who have 6-12 months of programming experience and who are interested in developing applications using HTML5 with JavaScript and CSS3 (either Windows Store apps for Windows 8 or web applications).
- Prerequisites:**

To attend this course, you need to have:

  - A basic understanding of how the web works
  - Basic programming skills
  - Knowledge of HTML/CSS
- Footer:** The trainings and the certification exams are **completely free of charge** for the participants.
- Button:** Fill Application

Now you can apply for the program following the processes in the diagram at right.

This guide is for Applicant from January 2022 selection, who is not selected and enrolled into courses.



- If you have participate in Round 1000 Admission in December 2021, you already have an user account in Classter.
- If you are not sure, go to <https://gita.classter.com/Actions/Registration>, fill in the required information in each required field and press “Sign Up”.  
If there is a message “**This e-mail is already associated with an account. Please logon to proceed or reset your password here.**”, you have two options:
  - **Logon** with your user name and password to [gita.classter.com](https://gita.classter.com);
  - **Reset** your password [here](#).



### Georgia's Innovation and Technology Agency

Please fill in the required information in each required field!

- This e-mail is already associated with an account. Please [logon](#) to proceed or reset your password [here](#).

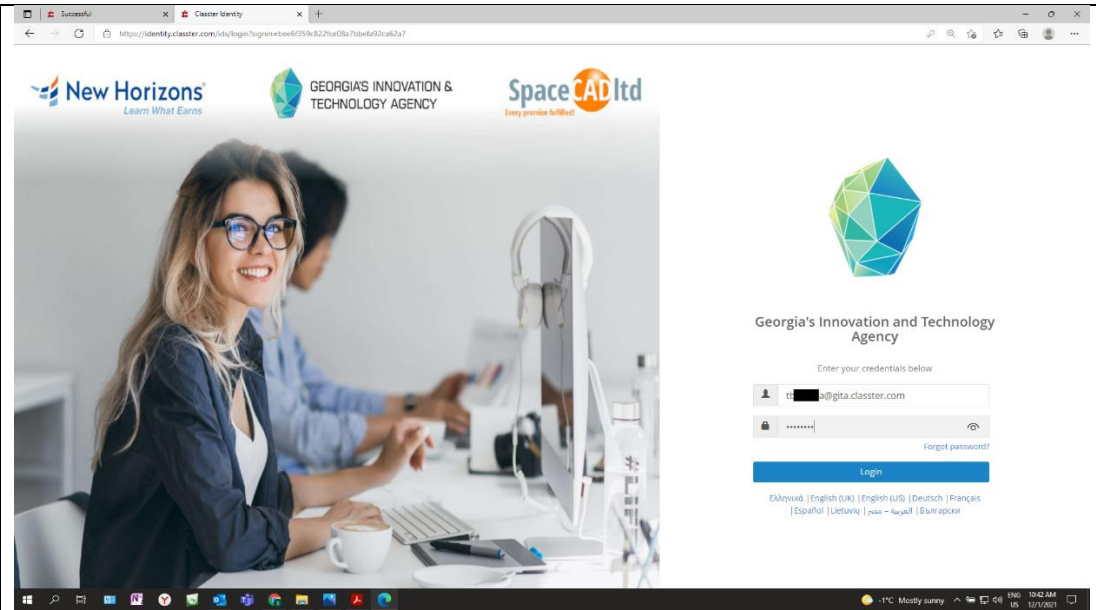
First Name \*

Last Name \*



## 1. Sign In at <https://gita.classter.com>

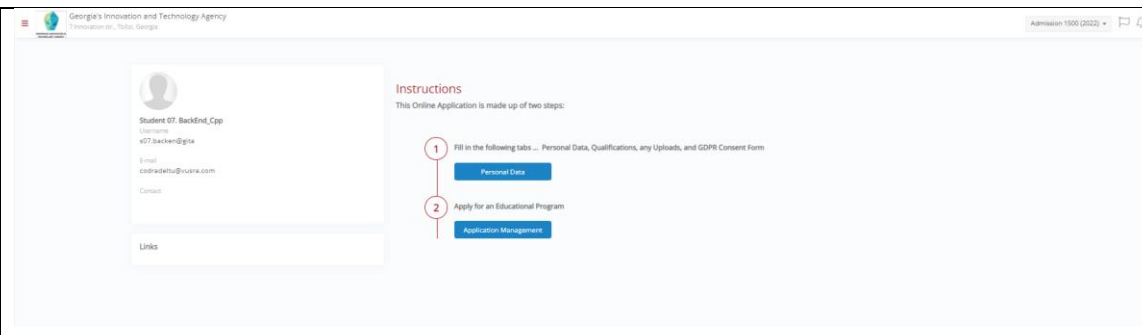
- Your account data (user name and password) are the same like in the Admission period for Round 1000, in December 2021.



## 2. Accept the Terms and conditions of use of the learning portal



### 3. Applicant Dashboard



### 4. Update your personal data

We need this minimal subset of data:

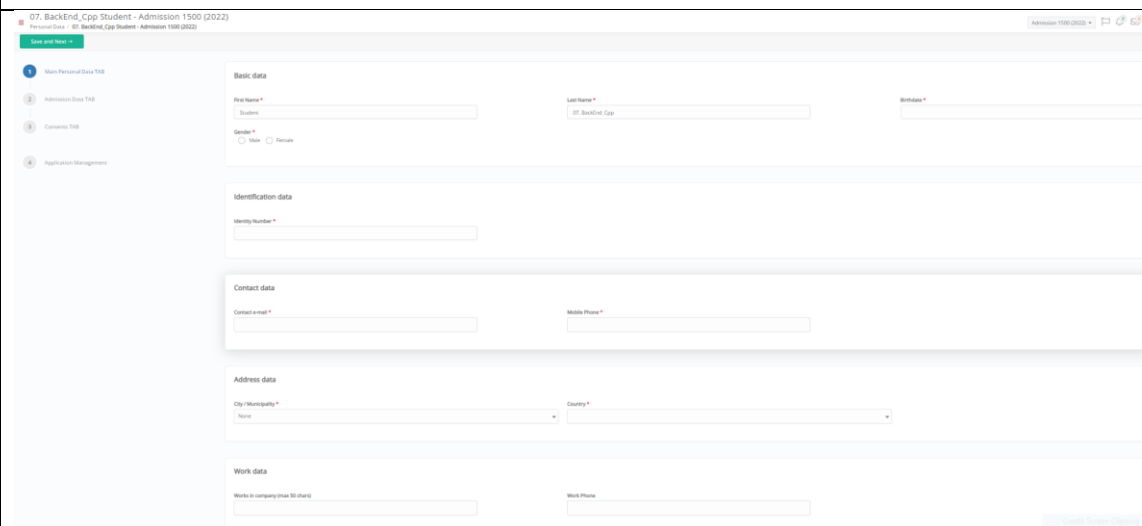
- First name, Last name
- Birth day
- Gender
- Identity number
- Contact Email
- Mobile phone
- Country
- City/Municipality

#### Note:

Please pay attention to your names to be entered correctly.

The first name / last name in the application form and the upload CV file should be the same as your ID card/passport in English alphabet (example Giorgi instead of გიორგი)

Do not change them after the application is submitted.





1. Upload your CV – submit your CV in English and point in it all your certificates, links to portfolios, etc.
2. You may also upload additional documents – certificates
3. If applicable provide Special Educational Needs Certificate  
(This is if you are part of one of vulnerable groups: Social Vulnerable Families whose SSA score is no more than 100,000 and Individuals with SSA Social Packages )  
Such an applicant (after verification) will receive an additional 10 points like new applicants, no matter of his/her previous experience with this project.

Student - Admission 1500 (2022)

Save and Next

Progress: 1. Main Personal Data Tab, 2. Admission Data Tab, 3. Consents Tab, 4. Application Management

CV

Upload File Here

Add Files

Certificates (Optional)

Upload certificate documents

Add Files

Previous Experience with the same project

Previous work

Previous work	Start date	End date	Status	Comments
Student with previous experience for training course in 2020 (200 participants) or 2021 (1000 participants): Graduated and Certified				
Student with previous experience for training course in 2020 (200 participants) or 2021 (1000 participants): Graduated, but without Certificate				

Special Educational Needs Certificate

Upload File Here

Add Files

Do you have special educational needs or person with disability? If your answer is yes, please upload the corresponding document(s) to the system below.

Please Select

4. Confirm that you are familiar with the terms and conditions to participate in this program and the other applicable consents.

#### Terms and Conditions ∨

\*I confirm that I am familiar with the terms and conditions to participate in this program:

1. The Student is obliged to attend the trainings organized by the Agency; to complete the training course with minimum attendance of 70% or with minimal score of 50% in the internal exam
2. The Student should complete the real project / online resume (when is applicable) and passing the internal exam with minimal score of 70% in order to be allowed to participate in the international exam
3. The Student is obliged to take the international certification exam after completing the training course and if the international exam is scheduled (or exam voucher is provided) for him/her
4. The Student is obliged to provide the necessary technical resources for online training by himself/herself, such as a computer connected to the Internet with the minimum configuration (for more details please visit <https://ict.gov.ge>)

--Моя подпись--

Подпись:

I agree that my data will be processed by GITA and that GITA can contact me if I'm selected for this program. ∨

\*

--Моя подпись--

Подпись:

I agree my data to be shared with potential employers ∨

\*

--Моя подпись--

5. Apply for the desired program

#### Application Management

Application Management

#### My Applications

+ Create a new application

☒ See applications from previous Intakes



+ Create a new application

## 6. Select desired course

The screenshot shows the 'Admission Application' form. At the top, there are fields for 'Application ID: [Not Available]', 'Intake: 2022 Intake', 'Status: [Not Available]', and 'Category: [Not Available]'. Below these, the text 'Admissions Application / New Application' is displayed. A section titled 'Select an application type' contains a dropdown menu with the option 'New Applicant (ICT Training Course)' selected. A 'Next >' button is visible at the bottom right.

## 6. Submit the application for desired course

\* If you are not sure about some of the courses, please **save them as a Draft** and come to the portal later to review and confirm your final decision.

You can delete any Draft application at any time.

Draft applications will not be processed for review.

After submitting of the application it goes for review by our selection team and any change may invalidate their work. For change to submitted applications please send email to [gita@newhorizons.bg](mailto:gita@newhorizons.bg).

The screenshot shows the 'Admission Application' form at the 'Select a Course Category' step. The 'Status' is 'Draft'. Red arrows indicate the flow: 1. Arrow pointing to 'Course Category - Code' (Project Management and Business Analysis). 2. Arrow pointing to 'Course' (PM: IT Project Management). 3. Arrow pointing to the 'Next >' button. Below the selection area, there are buttons for 'Save as a Draft' and 'Save and Submit'. At the bottom, an 'Information' dialog box is open, stating 'The admission application will be sent.' with 'No' and 'Yes' buttons.

Application Management

Create a new application

See applications from previous Intakes

Normal

2022 Intake | End Date: 30/06/2022 23:59 | New Applicant (ICT Training Course)

Georgia's Innovation and Technology Agency

Institute

Project Management and Business Analysis

Course Category - Code

Project Management and Business Analysis

Course Category - Title

PM: IT Project Management

Course

03/05/2022 15:01

Submitted

My Priority: 1

Application ID: 9399

View

Print

## 7. Create a new application for each of desired courses (max 5).

- Reorder courses as per your preferences by drag and drop.
- Please note that it is not possible to reorder your preferences after the deadline for application submissions.

Application Management

[+ Create a new application](#)

☒ See applications from previous Intakes

☐ You can reorder your applications using the relevant icon

Normal

2022 Intake | End Date: 30/06/2022 23:59 | New Applicant (ICT Training Course)

Georgia's Innovation and Technology Agency | Project Management and Business Analysis | Project Management and Business Analysis | PM: IT Project Management | 03/05/2022 15:01

My Priority: 1 | Application ID: 9399

View | Print | Messages

Submitted

Normal

2022 Intake | End Date: 30/06/2022 23:59 | New Applicant (ICT Training Course)

Georgia's Innovation and Technology Agency | Back-end Programming | Back-end Programming | Back-end Programming: C# |

My Priority: 2 | Application ID: 9400

View | Messages | Edit | Delete

Draft

Normal

2022 Intake | End Date: 30/06/2022 23:59 | New Applicant (ICT Training Course)

Georgia's Innovation and Technology Agency | Project Management and Business Analysis | Project Management and Business Analysis | 03\_BA: IT Business Analyst | 03/05/2022 15:11

My Priority: 3 | Application ID: 9402

View | Print | Messages

Submitted

Normal

2022 Intake | End Date: 30/06/2022 23:59 | New Applicant (ICT Training Course)

Georgia's Innovation and Technology Agency | Cloud Services | Cloud Services | Cloud Computing Services: AWS Solutions Architect Associate |

My Priority: 4 | Application ID: 9401

View | Messages | Edit | Delete

Draft

Normal

2022 Intake | End Date: 30/06/2022 23:59 | New Applicant (ICT Training Course)

Georgia's Innovation and Technology Agency | UX/UI Design | UX/UI Design | UX/UI Design (Become a UX Designer from Scratch) | 03/05/2022 15:15

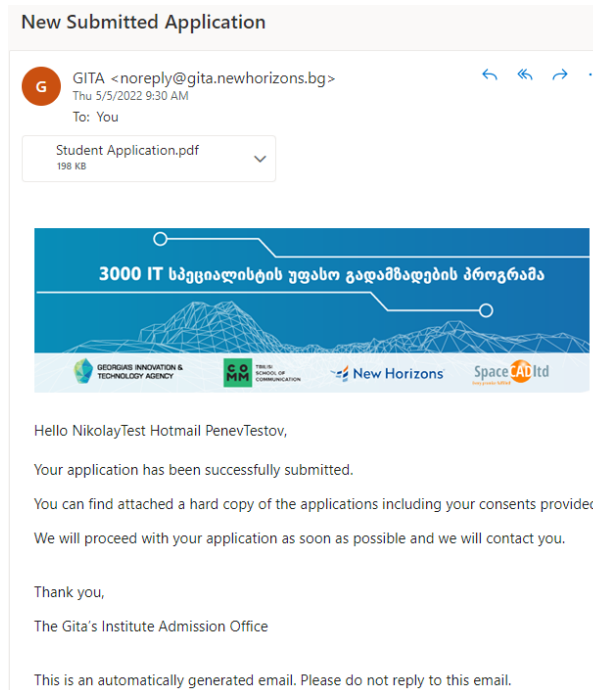
My Priority: 5 | Application ID: 9403

View | Print | Messages

Submitted

## 8. Application submission confirmation email

➤ After the application is submitted, the applicant will receive a confirmation via email:



For contacts: [gita@newhorizons.bg](mailto:gita@newhorizons.bg)